

Inside this issue:

Harry Potter Party	1-2
Monsterwood	1&3
LEGO Time	3
Library Lock-Ins	4
Program Photos!	5
STEM Resources	6
Contacts & Events	7

Review

Harry Potter Party

by K'Lyn Hann, Newberg Public Library

I was challenged by the 500 words or less entry for Scholastic's *Harry Potter* Celebration contest. So, armed with too many ideas I hadn't yet tried and the liberal use of incomplete sentences, hyphens, and abbreviations, I managed to trim my entry to 497 words. It worked. I was one of 15 national winners! We didn't get to pair this with our Children's Room remodel celebration because I was not allowed more than 5 days wiggle room on the date of the event, but here's the gist of what we did, give or take a bit:

In a tandem celebration of our Children's Room remodel and the 15th Anniversary of Harry Potter in the U.S., we are planning to have a grand celebration where anyone can earn their O.W.L.s. Our staff and Harry Potter youth-now-grown-up will host an evening of a variety of characters.

- ACADEMIC ACTIVITIES - Astronomy:** Make pin-point hole constellations in paper cup bottoms for projection with flashlights.
- Care of Magical Creatures:** De-Gnome the Weasley's garden by tossing as many

- sock-gnomes out as you can in a given time. And/or decorate and name your own paper finger-puppet dragon.
- Potions:** Kool-Aid powders & various sugars in small bowls with measuring spoons, small cups, and dissolving solution (water) which will double as beverages. A color key will designate certain successful potions.
- Muggle Studies:** Reach inside the box and guess what the muggle tools are without peeking.
- Charms:** Create and chant



Harry Potter Party Staff & Volunteers!

Continued on Page 2

Monsterwood: Ghosts, Glamor, Gore and More

by Barratt Miller, Crook County Library

In August, my Teen Library Commission (TLC) members began regularly volunteering at the library as part of their membership duties. While some of the teens tidy the Children's Room and others provide a bilingual storytime, the main focus of the group is planning and providing Teen Late

Night, an after-hours program for teens in grades 6-12 held the first Thursday of every month. The first program they planned together was the October Late Night--traditionally, our Halloween program. One of the teens suggested the theme "Monsterwood" (monsters

+ Hollywood). They decided they needed to create a Wall of Screams and hold a Moscars award ceremony. My colleague Kristen, who coordinates our teen volunteer program, and I worked with the teens to refine their ideas and complete the various stages of the project during their



Monsterwood's infamous 'wall of screams.'

Continued on Page 3



The O.W.L. Badges

This is my favorite kind of program to plan -- book-based, engagingly interactive, multi-generational, and HUGE! - K'Lyn

Harry Potter Party (Continued from Page 1)

some cheering charms for the Quidditch matches.

Defense Against the Dark Arts: Red Light/Green Light in Latin (Sistère/Vadère).

Herbology: In 2 teams while blind-folded, instead of ear-muffled, students will transplant silent mandrakes from small pots to larger ones.

History of Magic: Students must sit without moving or making a sound while listening to our Prof. Binns (local drama teen) monotone on and on for 5 min.

Divination: Tea readings, Magic 8-ball answers, etc. from our own Madame Trelawney.

Transfiguration: Turn ordinary red paper into Howlers via origami.

ELECTIVE ACTIVITIES -

Whomping Willow: Tree made of 3-6 kids standing with their backs towards one another, blind-folded, and holding large, round pounding balloons. Others must rescue the toy cars

from the "trunk" (between legs) without getting hit. Or while enduring the pummeling.

Library Quidditch: Between 2 rows of animal balloon beaters, 2 players must maneuver on broomsticks from one end to the other balancing a snitch on their wands (black-painted wooden spoons).

Trips to Honeydukes: Chocolate frogs (gummy frogs dipped in chocolate), Butter Beer, etc. Guessing how many Bertie Bott's Every Flavor Beans to win the jar. Cauldron Cake Walk for cupcakes.

Mirror of Erised: Use a mirror to read backwards fortunes.

Portkey Rides: Elevator with a rather displaced and unhappy Moaning Myrtle.

Horcrux Hunt: Find the horcruxes. Timed efforts in teams who then get to hide them for the next team.

Extreme trivia, anagrams, House Sorting, S.P.E.W. buttons, dark mark &

lightning bolt temporary tattoos, Potter House homage wall for writing, etc. Maybe a nargle maker-space. Maybe some teen death-eater masks.

Decorations/costumes will include a mobile screaming painting of Sirius Black's mother, a mobile Howler (red foam envelope on glasses that opens for hollering), an upcycled packing paper sculpture of a Basilisk done by a local artist, and more! We'll have a Colin Creevey taking photos, and a Rita Skeeter to write one version of the event. Promotions will go out via all the normal channels: flyers in-house, at schools, and at local businesses; press release and coverage; social media; email lists; webpage. And the word-of-mouth anticipation from our prior huge H.P. programs!

The Harry Potter Party's outcome-based evaluations:

- One of our volunteers brought her son and his young friend to the Harry Potter event. Her son was given a "reading" by Prof. Trelawney; to wit, that the "Olympics" may be in his future, which just happened to coincide with his deepest dream (unknown to the Professor). He didn't stop talking about this all evening, according to his mom. His friend, who is autistic, said HP was the best night of his life!
- When invited, a librarian from another community was thrilled to join us as a volunteer professor. And from the other side of the globe, her 20-something Australian host "daughter" who had yet to arrive in the US began planning her costume. After arriving at our event, Lauren said all her friends in Australia were incredibly jealous!
- More than one person approached me at our event because they wanted their picture taken with Narcissa Malfoy to post! Too fun!
- Another family commented to a staff member that they were new to the community. This event was their first trip to the library, and they were thrilled to have made so many friends while they enjoyed all the fun!

Monsterwood (Continued from Page 1)

volunteer hours. We had four weeks of prep time and a \$20 budget. When teens arrived at the library, their first stop was the lobby due to its tile floors and proximity to the bathroom sinks. We set out yellow stars and pans of red paint. Teens made handprints or painted a fun design on the stars, then signed their name. The stars were later assembled into a Wall of Screams displayed at the library. While they waited for everyone to finish their turn at the Wall of Scream station, teens used red and black frosting to decorate marshmallow ghosts. They also took turns playing "Pin the Stake on the Vampire" to win handfuls of candy corn.

Once we'd finished the appetizer phase, we gathered the teens around the fireplace for popcorn and a game of "Scary Movie Charades."

Volunteers acted out the titles of famous scary movies. Audience members who correctly guessed the movie title received a piece of Halloween candy. Once all the teens who'd wanted to act had their chance in the limelight, the TLC member who planned the activity awarded five Moscars awards in categories like Best Actor and Scariest Performance. We took photos of the winners, followed by a group photo. Some of the teens came in costume per library tradition, but we raided my supply of extra cowboy



hats and feathered masks so that everyone had something Halloween-y to wear. Finally, the most anticipated activity of the evening arrived: Humans vs. Zombies! We split the teens into groups of four and explained the rules, which we borrowed from K'Lyn Hann at Newberg Public Library. Then we secretly identified a zom-

bie and let the games begin! Despite a couple of kerfuffles over accusations of cheating and pushing, the game was a huge hit. The teens are already asking me when we can do it again. We had just enough time to clean up the inevitable popcorn detritus and distribute candy before it was time for the teens to go home. Not only did they have a great time, we had 19 teens attend! I can't wait for live-action *Hunger Games*!

Lego Time

by Teena Nelson, Driftwood Library

Driftwood Public Library in Lincoln City has created multi-generation LEGO group meetings. What began as a need for rainy day activity in the library (with a generous donation of random LEGO and bionicle parts), soon became a regular Saturday free play, a family night every 3 months, visits to afternoon senior groups, LEGO robotics teams and more.

A great part of a LEGO play date is the visiting teen group who program their LEGO robots for Robotics

teams and personal use. They do demonstrations with robotics and computer programming techniques, as well as assist kids in building the 'challenge of the day' during LEGO free play. A LEGO visit to the Dorchester senior living home in Lincoln City, with assistance from our library outreach coordinator, included an interested group of seniors who built and conversed with all ages in cooperative building in the common room of the center. Ideas and creations

ranged from mining and logging to homes and house building to demonstrations of how LEGO robotics work with computers and kid power. Future scheduled LEGO meetings include teens in the Lincoln City Senior Center demonstrating LEGO Robotics, free play at Lakeshore assisted living, Saturday free play and family nights in the library which include all ages. For more information feel free to contact Teena Nelson: tnelson@driftwoodlib.org.



Teens & LEGO Robotics

Library Lock-Ins

by Taylor Worley, Creswell Library

It's 4:00 am on Saturday morning. Do you know where your teens are? In the library! Hosting a lock-in is more than a little intimidating; after all, what is scarier than a swarm of teens hopped up on Red Bulls at after midnight? Never fear, lock-ins can be amazing events that increase your teen patronage and provide the teens with a fun and safe environment. Of course, there is no one prescription for a successful program, but hopefully the following pointers can assist in creating your own, unique lock-in event. All of the recommendations come from my experience hosting a very successful lock-in earlier this year.

Registration & Transportation Logistics

Be sure that the parents are fully aware of the event and what it entails. Absolutely get guardian(s)' contact information in case of an emergency or exceptionally bad behavior.

Require that the teens' method of transportation home in the morning be disclosed upon registration. Who is picking them up, are they walking, or are they taking the bus? Only allow that method of transport to change with explicit

permission from their guardian.

Be specific. Something that surprised me with our lock-in was that one set of parents thought we were providing blankets and pillows for all the teens. Be sure you list what types of food and entertainment will be provided. Be very specific about the items that the teens are or are not to bring with them. "Plan on sleeping? Be sure to bring your sleeping bag and a pillow!" Let the teens know when they register if they are able to bring their own TVs, games, and game systems. **We left our doors open** for two hours before we locked up for the evening, allowing those teens who were not able to stay all night to participate. This was very well received, and after we locked up we just had to do a head count/permission slip check.

Provide a specific window for pick-up in the morning; 6:00-7:00 am seems to work pretty well.

Rules & Activities

Create a list of rules. Display these rules on poster boards or television screens in each area of the library that will be utilized for the event. Certain rules are the same as for any teen event. Some rules, like "Please Keep Shoes or Slippers on

at all Times" or "Please Don't Color on the Carpet" may need a special spotlight for an all-night event. Also, I recommend extra air freshener and the removal of all Sharpies. (In short, make sure your rules address any special circumstances that might arise during the event.)

Plan a wide variety of activities.

Create an art table with lots of goodies. Teens get creative in the middle of the night.

Set up a room that is dedicated to movies all night long. We didn't select specific films in advance, instead we provided them with a stack of movies that fell within our media license and allowed them to choose their video entertainment. Hint: Find all the PG-13 horror movies you can.

Make sure you have plenty of televisions and game systems, as well as board and dice games. A chaperone skilled in teaching games is also recommended.

Karaoke is great around 2:30am, or as I now call it "their second wind".

Designate specific areas for food and drink, if desired.

Chaperone it up. Way up.

Let's be honest, you aren't going to get much sleep;



most of the teens won't sleep at all. But, you can head off the yawns by scheduling your chaperones in shifts of 2-4 hours. Don't kid yourself into thinking you can be alert, responsible, and retain positive customer service skills all night long. It's not going to happen.

The number of chaperones is less about how many teens will attend and more about the space. Are all the teens in one big room all night or in multiple rooms/areas? You want eyes on everyone all night long, but without making the teens feel like they are being watched by Big Brother.

Finally, Enjoy yourself.

Our lock-in was one of the most enjoyable events we've produced and it notably increased our teen patronage. This can be an amazing event, especially if you allow yourself to jump in on a game of Smash Bros. or Fluxx. Teaching the teens a new game or guiding them through a craft will create a moment for teaching and connection that you may not get daily. Be prepared for some chaos and noise, but it will be fun. I promise.



There is so much more to share! Please feel free to contact me with any questions:
youthlib.taylor@creswell-library.org

Skeleton Craft



Star Wars Reads



Photos

by Elvira Sanchez-Kisser,
Woodburn Public Library

STEM Resources from OYAN

Book Recommendations

Fiction:

The Diviners by Libba Bray

Ender's Game by Orson Scott Card

Girl Genius by Phil Foglio

An Abundance of Katherines by John Green

The Theory of Everything by Kari Luna



Girl Named Digit by Annabel Moaghan

Half Brother by Kenneth Oppel

The Rithmatist by Brandon Sanderson

The Invention of Hugo Cabret by Brian Selznick

Double Helix by Nancy Werlin



Non-Fiction:

Mini Weapons of Mass Destruction Series
by John Austin (<http://tinyurl.com/m37dth9>)

The New Cool by Neal Bascomb
(<http://nealbascomb.com/first/ncool1.htm>)

Brain On Fire by Susan Cahalan
(<http://www.susannahcahalan.com/>)

Book of Totally Irresponsible Science by Sean Connolly
(<http://tinyurl.com/kmk55za>)

How to Fake a Moon Landing by Darryl Cunningham
(<http://tinyurl.com/kgsrcuv>)

Mad Science 1 & 2 by Theodore Gray
(<http://graysci.com/>)



The Science of Philip Pullman's His Dark Materials by
Mary Gribbin
(<http://www.physics.org/featuredetail.asp?id=17>)

Forensics by Carla Mooney
(<http://tinyurl.com/mwaaeqz>)

Primates and other Graphic Novels by Jim Ottaviani
(<http://www.gt-labs.com/>)

The Mighty Mars Rovers by Elizabeth Rusch
(<http://tinyurl.com/m96khqz>)

Scientists in the Field Series by Various Authors
(<http://tinyurl.com/lfr4knm>)



Web Resources

STEM Resources Wiki from YALSA: <http://tinyurl.com/ms395wy>

List of STEM-Related teen fiction featuring female protagonists: <http://tinyurl.com/mfzucnc>

STEM at the Carnegie Library of Pittsburgh: <http://www.clpgh.org/teens/stem/>

STEM Teaching from the NEA: <http://www.nea.org/tools/lessons/stem-resources.html>

OYAN: Finding great reads for Oregon teens!



Your OYAN Executive Board

Chair

Mark Richardson
 Email: markr@wccs.org
 Phone: 503-644-0043 x 131

Vice-Chair/Chair-Elect

Sonja Somerville, Salem Public Library
 Email: ssomerville@cityofsalem.net
 Phone: 503-588-6083

Past Chairs

Aimee Meuchel, Tualatin Public Library
 Email: ameuchel@ci.tualatin.or.us
 Phone: 503-691-3083

Traci Glass, Eugene Public Library
 Email: traci.l.glass@ci.eugene.or.us
 Phone: 541-682-8480

Secretary

Danielle Jones, Multnomah County Library—Hollywood
 Email: daniellej@multco.us
 Phone: 503.988.4346

Publications Managers

Ian Duncanson, Beaverton City Library
 Email: iduncanson@beavertonoregon.gov
 Phone: 503.350.3610

Barratt Miller, Crook County Library
 Email: bmiller@crooklib.org
 Phone: 541-447-7978

Elvira Sanchez-Kisser, Woodburn Public Library
 Email: Elvira.Sanchez-Kisser@ci.woodburn.or.us
 Phone: 503-982-5254

Web Editor

K'Lyn Hann, Newberg Public Library
 Email: klyn.hann@ci.newberg.or.us
 Phone: 503.538.7323

Collaborative Summer Reading Liaison

Abbie Anderson, North Bend Public Library
 Phone: 541-756-0400 x 0035

ORCA Representatives

Nina Kramer (Albina Library, Portland)
 Lee Catalano (Multnomah County Library)
 Teena Nelson (Driftwood Public Library)

OYAN [Oregon Young Adult Network] exists to provide a network for communication and growth among people who provide library services to teens, to increase awareness of teen library services in the state of Oregon, and to promote cooperation between school and public libraries.

Visit us online at <http://tinyurl.com/8mziq5n>.

ANNOUNCEMENTS

Steampunk Masquerade

by Denise Williams, Willamina Public Library

On **January 25th** from 7-10 Willamina Public Library is hosting a Steampunk Winter Masquerade Ball. The Ball will be held at the West Valley Community Campus in Willamina. The function is open to ages 15 yrs to adult and is free but donations are welcome. We suggest people bring their ID as we will be carding at the door. we will have a photo area, parlor games and a DJ. Costumes are strongly recommended.

Call for OBOB Nominations

by Jennifer Parkhurst, Roseburg Schools

Oregon Battle of the Books would love to have your nomination for the 2014-15 reading list.

OBOB has opened up its title nomination form, and it will be live on the OBOB wiki until November 15. Anyone is welcome to nominate titles. Each person is limited to three titles per division, however.

The link to the wiki is <http://oboblsta.pbworks.com/w/page/5653620/FrontPage>

The link to the actual form is <http://tinyurl.com/2015OBOBtitles>

Upcoming Meetings

Fall 2013	October 25 1 p.m. - 3 p.m.	Beaverton City Library 12375 SW 5th St. Beaverton, OR 97005 503-644-2197
Winter 2014	January 21	Tualatin Public Library 18878 SW Martinazzi Ave. Tualatin, OR 97062 503-691-3074
Spring 2014	May 2	TBD - Prineville?